












Edit an Authority

Last Modified on 04/27/2022 9:02 pm EDT

To edit an Authority, from the main menu, arrive at the Authorities setup with this path: Setup > Other > Authorities.

The Authorities list will be displayed. Locate the Authority you want to edit, and then click on the Edit button (pencil icon).

Authority ↓	State	County	City	Phone1	Phone2	
Bainbridge Police	OH	Geauga County	Chagrin Falls	(123) 123-1112		 Edit  Delete
Fire	OH		Chagrin Falls	(877) 877-8777		 Edit  Delete
MI - Plymouth City PD	MI	Wayne County	Plymouth	(734) 453-1234		 Edit  Delete
MI - Plymouth City FD	MI	Wayne County	Plymouth	(734) 453-1235		 Edit  Delete
MI - Plymouth City EMT	MI	Wayne County	Plymouth	(734) 453-1231		 Edit  Delete

1 - 5 of 5 items 

The Edit Authority form will be displayed. Make the necessary changes, and then click the Save button when finished.

Edit Authority [X]

Authority • Bainbridge Police

State Ohio

County Geauga County

Email

City Chagrin Falls

Phone1 (123) 123-1112

Phone2 () - -

Save Cancel