



Managely Release Notes

January 2024

Version 5.3.32

MANAGELY™

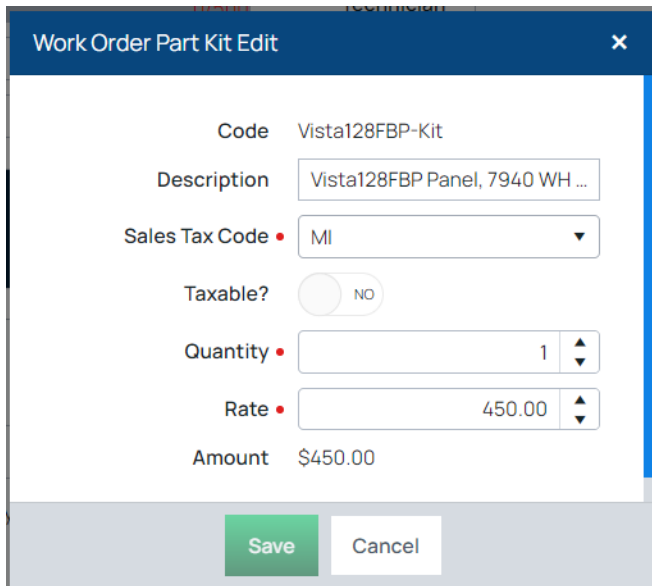
Contents

Enhancements	2
Implemented part kit edit popup missing fields	2
Collection profile: Quick Add in collection queue	3
Sales Tax Set Up: Sales Tax Breakout for Multiple Tax Jurisdictions [97308]	4
General Ledger search feature [98944]	5
Application Corrections	6
Statements not accurately reflecting aging credits/unapplied payments [95960]	6
Physical Inventory Issues [94899]	6
Every time I create a workorder before I add an appointment the hourly labor rate is defaulting to the burden rate until I add a tech [00096604, 98397]	6
Cannot generate a statement when the minimum balance is negative [97472]	6
The default user security roles do not work as expected [98913]	6
When creating Display Groups you can select from customers for the Calendar [97733]	6
Deposit disappearing when proposal is saved and not appearing on the proposal [97881]	6
The setup says I am not online when I am currently logged in as my user [90711]	6
Invoice Item not allowing for less than 1 for Labor Unit [99558]	7
Negative Quantities [83195]	7
Managely 5.3.31.28 RMR Roll Up Item cannot be removed once added [99676]	7
RMR invoices did not generate again [100101]	7
Filtering issue in the RMR rate change section [99618]	7
Deposit field does not work on Proposals [99609]	7

Enhancements

Implemented part kit edit popup missing fields

We added fields to the Part Kit Edit popup. This is shown when editing a part kit on the Park Kits tab, which is on work orders, proposals, invoices, and credits. Before, the Part Kit Edit popup showed only the Quantity field. Now, the popup shows the part Code (display-only) and Description (changeable), the Sales Tax Code (changeable), if the part is Taxable (changeable), the Quantity (changeable), the Rate (changeable), and the Amount (display-only).



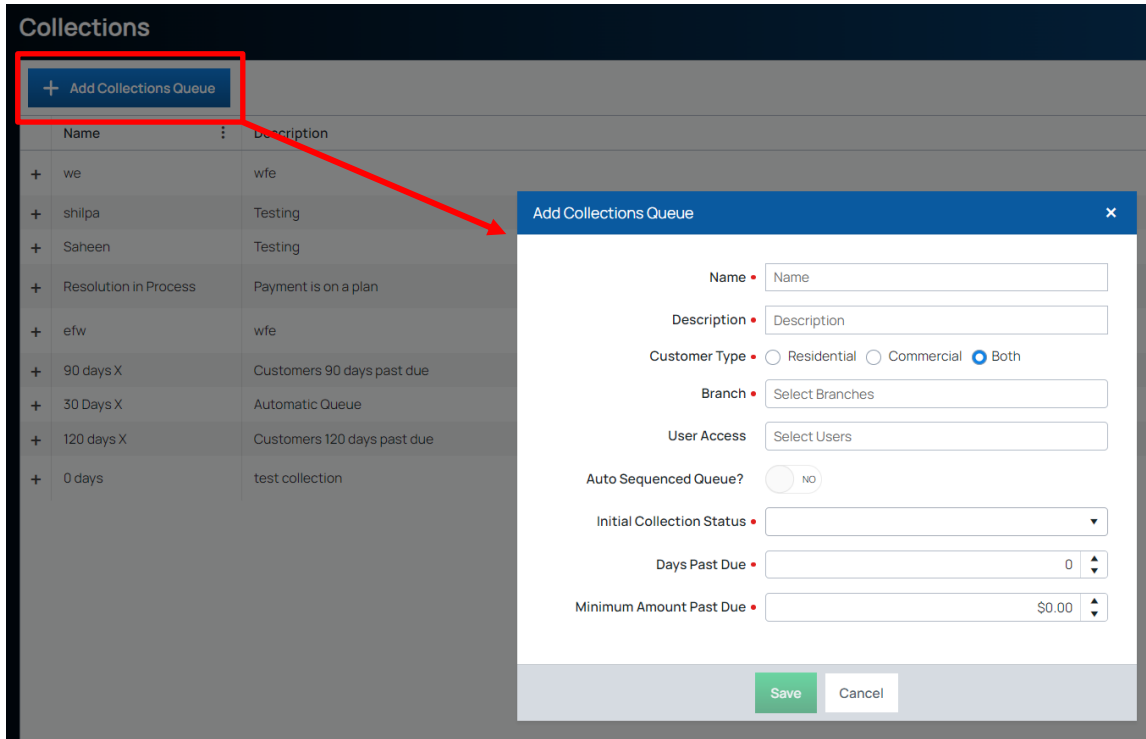
The screenshot shows a 'Work Order Part Kit Edit' popup window. The fields and their values are as follows:

Field	Value
Code	Vista128FBP-Kit
Description	Vista128FBP Panel, 7940 WH ...
Sales Tax Code	MI
Taxable?	NO
Quantity	1
Rate	450.00
Amount	\$450.00

At the bottom of the popup, there are two buttons: 'Save' (green) and 'Cancel' (white).

Collection profile: Quick Add in collection queue

On the Collections page (Accounts Receivable > Collections), we added the Add Collections Queue button. Use this to quickly add a collections queue without navigating to the collections on the setup menu.



Sales Tax Set Up: Sales Tax Breakout for Multiple Tax Jurisdictions [97308]

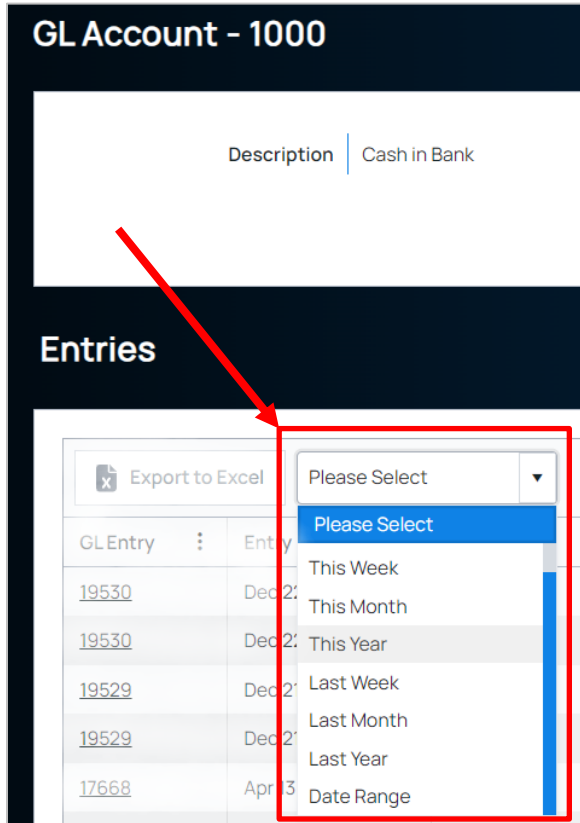
On the Add/Edit Sales Tax page (Setup > Accounting > Sales Tax), we added a toggle called **Breakout**. Use this to break out the taxes on invoices.

The screenshot shows the 'Edit Sales Tax' dialog box with the following fields and controls:

- Sales Tax Code: CUYCOTAX
- Description: Cuyahoga County Tax
- Tax Agency: (empty dropdown)
- Recurring: YES (toggle)
- Non-Recurring: YES (toggle)
- Base: YES (toggle)
- Breakout: YES (toggle)** (highlighted with a red box)
- GL Account: 12565 - Sales Tax
- Buttons: Save, Cancel

General Ledger search feature [98944]

We added a date search for general ledger entries. Users can select to see entries from Today, This Week, This Month, This Year, Last Week, Last Month, Last Year, or a Date Range.



When choosing Date Range, enter a From Date and To Date, and click Search:

The form consists of a dropdown menu labeled 'Date Range', followed by two input fields labeled 'From Date' and 'To Date', each with a calendar icon. To the right of these fields is a blue button with a magnifying glass icon and the text 'Search'.

Application Corrections

Statements not accurately reflecting aging credits/unapplied payments [95960]

When generating a statement on a customer, it did not account for credits/unapplied payments applied to the total amount due.

Now when the option is enabled in Setup > Accounting > Statement Rules > Unapplied Cash and Credits toggle; the statement will take those into account so it matches what is shown on the customer. In addition, the statement print preview will also show the open credits in both the Customer Invoice tab and the Statement report (if the Unapplied Cash and Credits option is enabled).

Physical Inventory Issues [94899]

The physical inventory was not updating warehouse values. In the Excel Part Uploader, we resolved this to add the costing method.

Every time I create a workorder before I add an appointment the hourly labor rate is defaulting to the burden rate until I add a tech [00096604, 98397]

We changed the Hourly Labor Rate back to the Service Level's Hourly Labor Rate. The Timesheet's Burdened Labor Rate changes to the Appointment's selected Technician's Burdened Labor Rate (which in turn also changes the Costs tab/Labor Burdened Labor Rate).

Cannot generate a statement when the minimum balance is negative [97472]

We fixed an issue where statements would not generate if a statement rule had a negative amount.

The default user security roles do not work as expected [98913]

The permissions for user roles now update as expected when changing the user role multiple times.

When creating Display Groups you can select from customers for the Calendar [97733]

We fixed an issue with Display Groups (Setup > Operations > Display Groups) so that when adding employees, the list shows only active employees.

Deposit disappearing when proposal is saved and not appearing on the proposal [97881]

We corrected an issue with a deposit added to a proposal that would disappear when the proposal was saved.

The setup says I am not online when I am currently logged in as my user [90711]

We fixed an issue with the User Manager that was showing users offline when they were logged in.

Invoice Item not allowing for less than 1 for Labor Unit [99558]

The Labor Units field on Invoice Items now allows a decimal.

Negative Quantities [83195]

We removed the minimum check for the quantity from the part item edit.

Managely 5.3.31.28 RMR Roll Up Item cannot be removed once added [99676]

On the RMR Roll Up Item drop down list, we added an 'X' to the list so that an item can be removed.

RMR invoices did not generate again [100101]

The issue was caused by a number of invoices that were auto applying payments (via the option selected in dealer defaults), but the payment itself was locked, which prevented it from being applied. This gave Managely an unexpected result when it expected an invoice to be used later, which caused an error and prevented the job from creating the invoices.

Now Managely will handle this case and avoid the error; in cases where the payment is locked and cannot be applied, it will return the original invoice without subtracting anything from the total amount due.

Filtering issue in the RMR rate change section [99618]

We changed the RMR rate change page to fix the selection issue.

Deposit field does not work on Proposals [99609]

We fixed an issue with the Deposit field not working on proposals.